



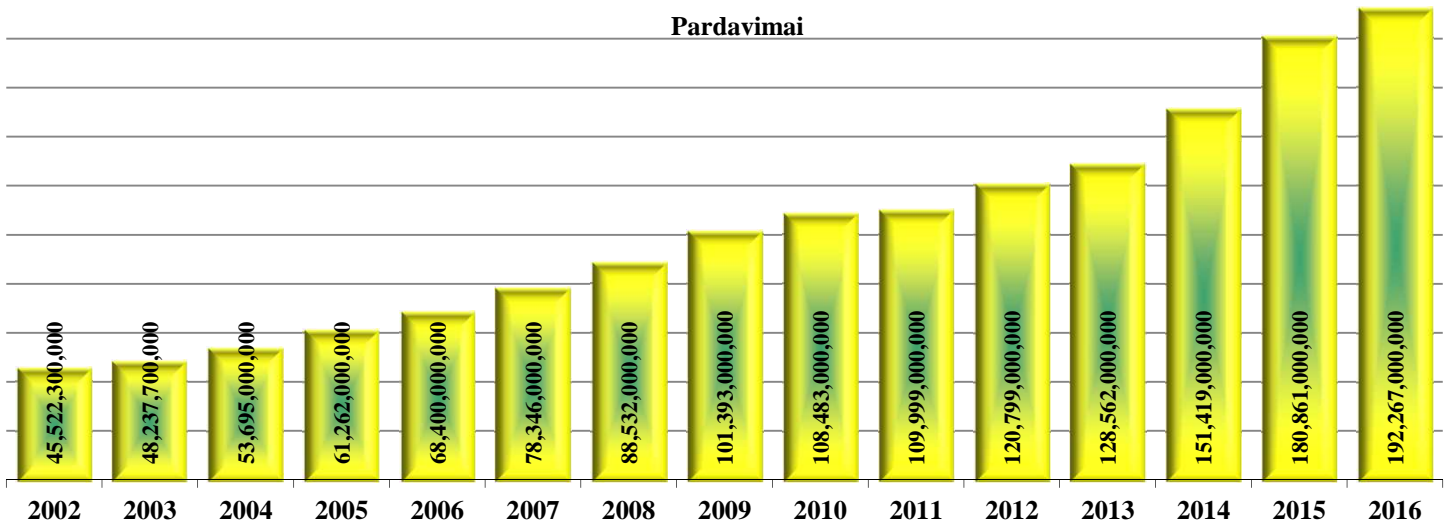
AIPT.LT

**H & M Hennes & Mauritz AB**

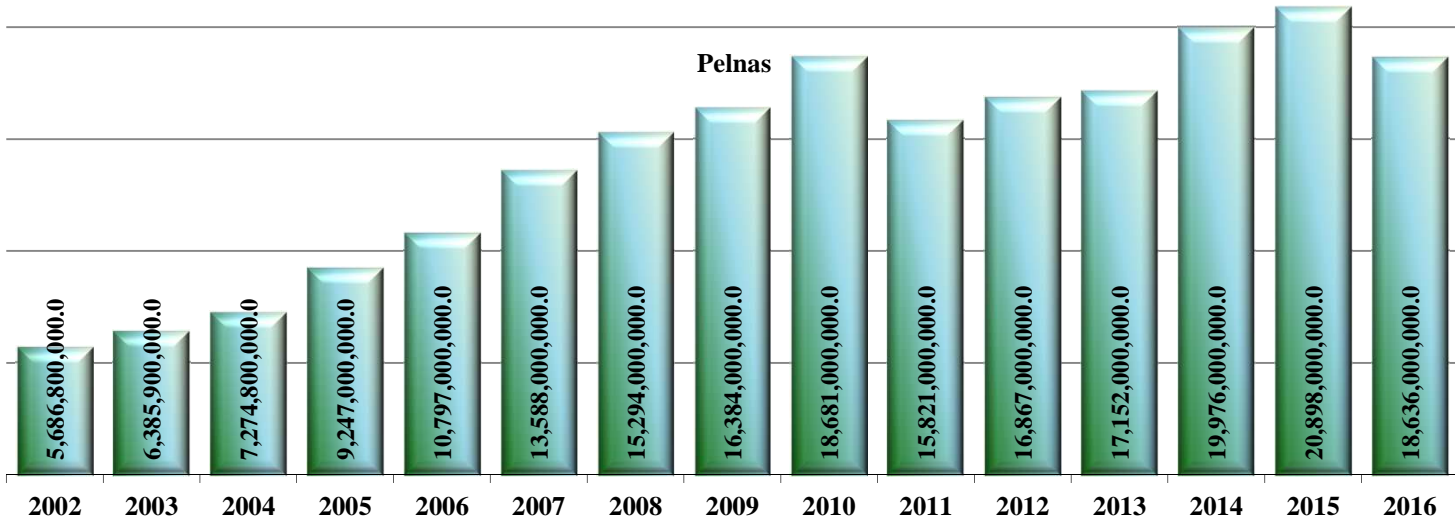
*H&M*

Akcijos kaina, SEK		218.70										
52 sav. Svyravimo ribos		216.90	290.60									
Vidutinė apyvarta, vnt.		3,306,748										
Einamasis P/E		19.42										
Kapitalizacija, SEK		361,964,246,400										
P/Bv		5.91										
Buhalterinė vertė, SEK		37.00										
Akcijų skaičius		1,655,072,000										
Pardavimai, mln. SEK	2011		2012		2013		2014		2015		2016	
	109,999	1.40%	120,799	9.82%	128,562	6.43%	151,419	17.78%	180,861	19.44%	192,267	6.31%
Pelnas, mln. SEK	2011		2012		2013		2014		2015		2016	
	15,821	-15.31%	16,867	6.61%	17,152	1.69%	19,976	16.46%	20,898	4.62%	18,636	-10.82%
	EPS											
	9.56	-15.32%	10.19	6.59%	10.36	1.67%	12.07	16.51%	12.63	4.64%	11.26	-10.85%

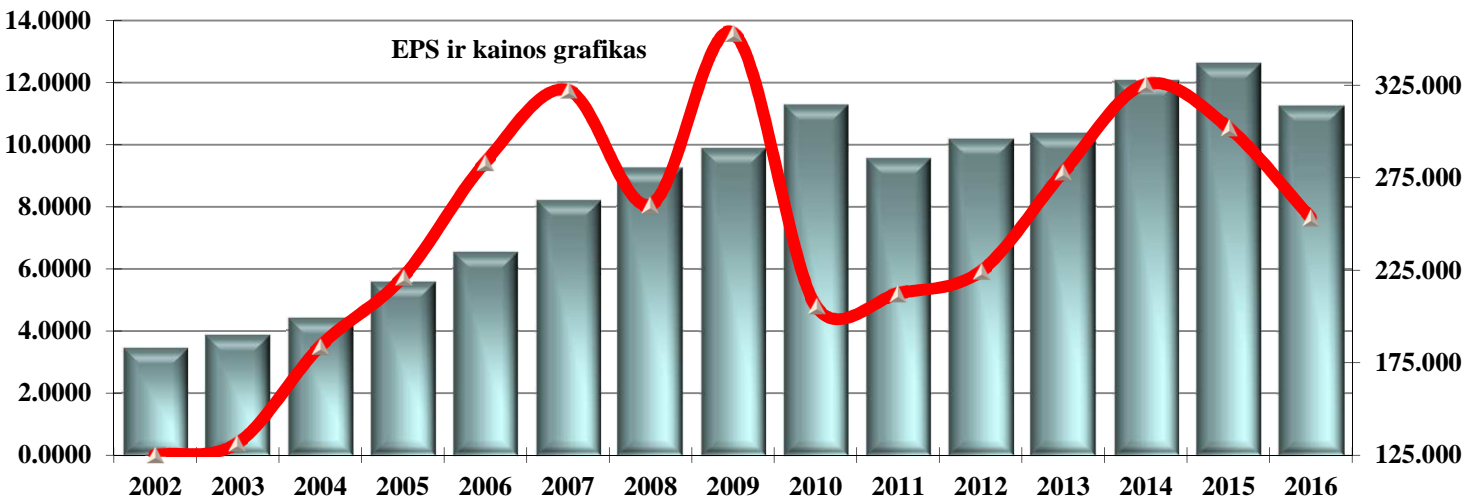
Pardavimai

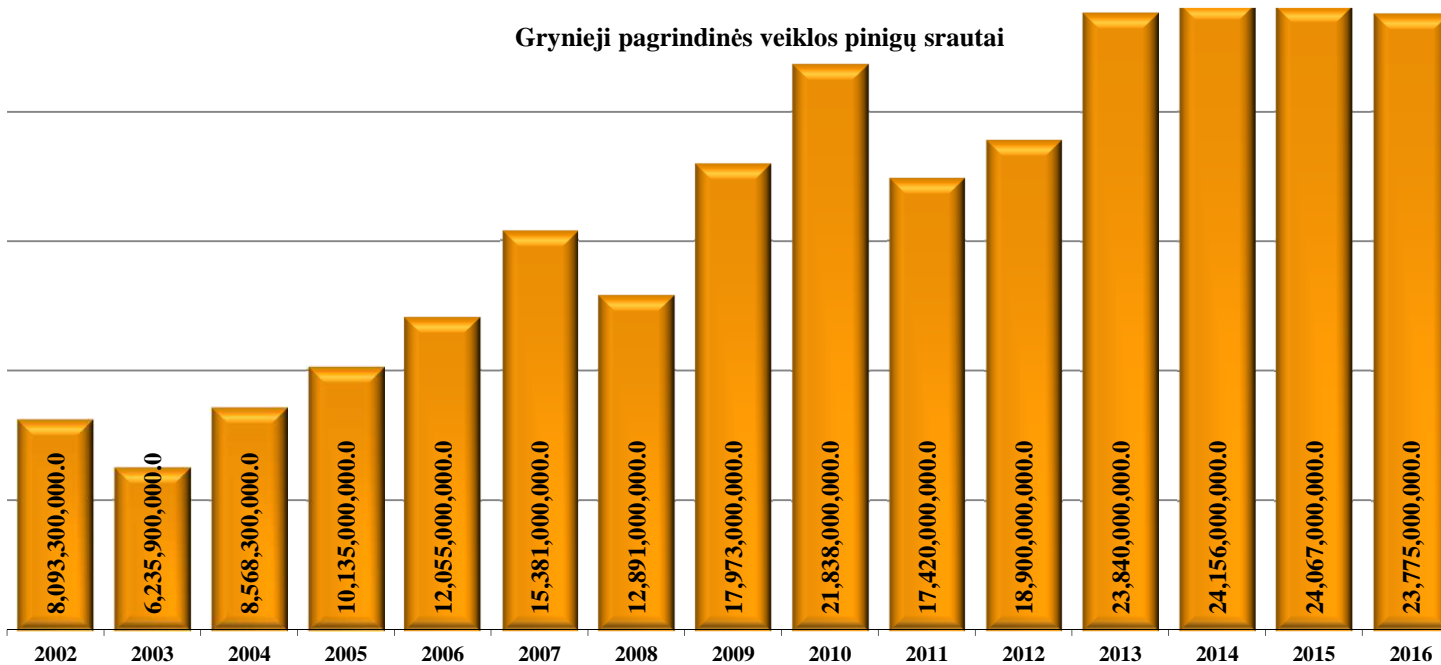
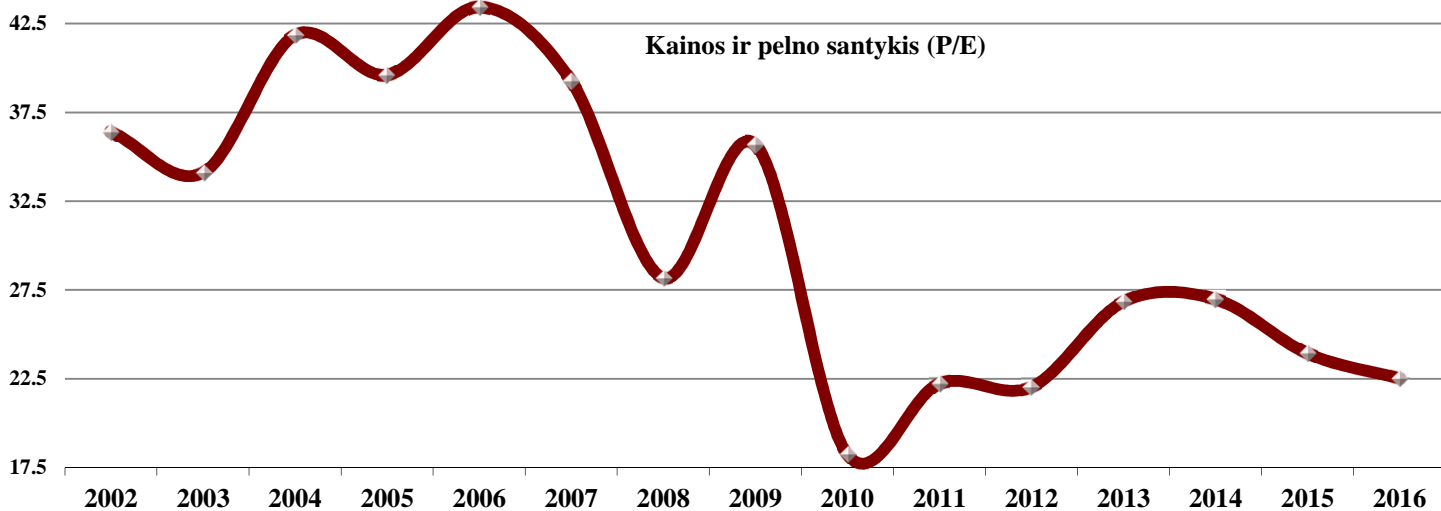
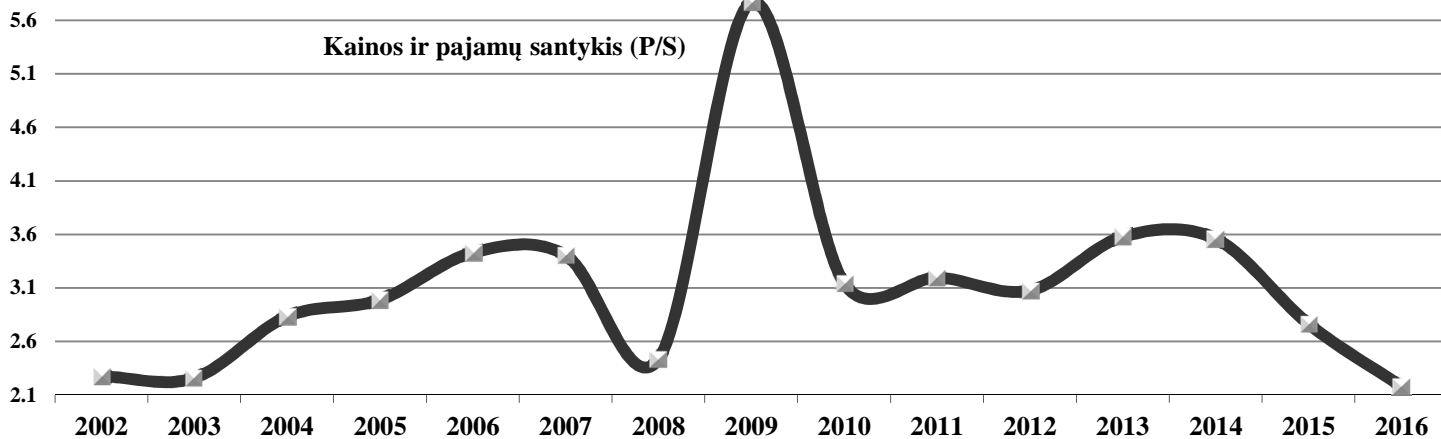
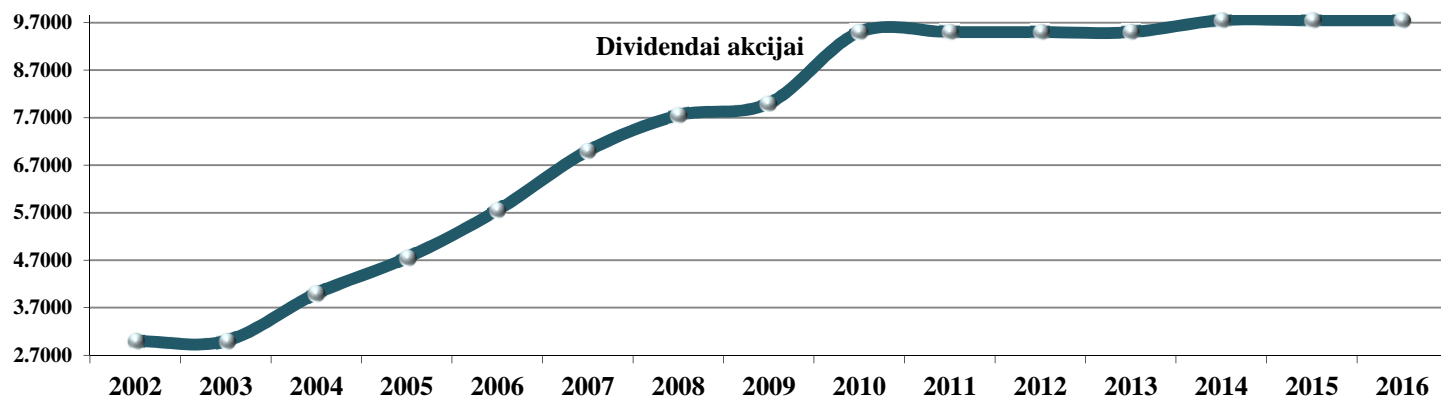


Pelnas



EPS ir kainos grafikas





## Dividendai

YR, SEK DIV/YIELD	2006	2007	2008	2009	2010	2011	2012	2013	2014	2015	2016	2017
		5.75	7.00	7.75	8.00	9.50	9.5	9.50	9.50	9.75	9.75	9.75
	2.60%	2.47%	2.40%	3.07%	2.69%	4.61%	4.47%	4.23%	3.51%	2.99%	3.23%	
R O D I K L I A I	Rodiklis		2007	2008	2009	2010	2011	2012	2013	2014	2015	2016
	ROAA		35.16%	32.90%	31.03%	32.91%	26.51%	28.03%	27.26%	28.28%	25.89%	20.21%
	ROAE		42.34%	41.39%	40.34%	42.29%	35.87%	38.48%	37.91%	38.75%	36.00%	30.43%
	EBITDA pelningumas		26.78%	24.03%	24.59%	25.87%	22.00%	21.08%	20.50%	20.23%	18.43%	16.35%
	Atsargų apyvartumas		4.02	4.14	4.15	3.70	3.47	3.37	3.29	4.30	3.51	3.04
	Turto apyvartumas		1.88	1.73	1.87	1.83	1.83	2.01	1.96	2.00	2.11	1.95
	EV/EBITDA		12.41	9.73	23.25	12.08	14.61	14.68	17.70	17.92	15.44	14.23
	Apyvartinis kapitalas, mln.		22,211	23,492	24,991	27,085	25,161	23,222	21,791	22,438	22,599	18,958
	Kr. likvidumas (Quick ratio)		2.61	2.26	2.33	2.13	1.77	1.57	1.29	1.15	0.90	0.60
	Fin. svirtas (Debt-To-Capital)		0.08	0.15	0.15	0.06	0.07	0.10	0.11	0.11	0.12	0.12
Dividendo mokėjimo koeficientas		0.85	0.84	0.81	0.84	0.99	0.93	0.92	0.81	0.77	0.87	

## REITINGAS

**8**

## Apie bendrovę

Trumpinys (Ticker)  
ISIN kodas:  
Nominalas, SEK  
ICB:  
Prekybos sąrašas:  
Indeksai:

HM B (Nasdaq Stockholm)  
SE0000106270



Consumer Services/Retail

OMX STO Equities CCP      Internetinis puslapis: <http://www.hm.com>

N5000EURGI, N5000EURPI, N5300EURGI, N5300EURPI, OMXAFGX, OMXETHICALSE, OMXN40, OMXNLCDKKG1, OMXNLCDKKG2, OMXNLCEURGI, OMXNLCEURPI, OMXNLCISKGI, OMXNLCISKPI, OMXNLCSEKGI, OMXNLCSEKPI, OMXNORDICDKKG1, OMXNORDICDKKG2, OMXNORDICEURGI, OMXNORDICEURPI, OMXNORDICISKGI, OMXNORDICISKPI, OMXNORDICSEKGI, OMXNORDICSEKPI, OMXS30, OMXS30DVP, OMXS30ETHICGI, OMXS30ETHICPI, OMXS30GI, OMXS30LONGX2, OMXS30SHORTX2, OMXS50EW, OMXS60, OMXS60CAPGI, OMXS60CAPPI, OMXS60PI, OMXSBCAPGI, OMXSBCAPPI, OMXSBI, OMXSBIEXP, OMXSBPI, OMXSCAPGI, OMXSGI, OMXSPI, OMXSUSTAINSEGI, OMXSUSTAINSEPI, OMXSUSTETHSEGI, OMXSUSTETHSEPI, OMXSUSTSECAPGI, OMXSUSTSECAPPI, SX5000GI, SX5000PI, SX5300GI, SX5300PI, SX5370GI, SX5370PI

## DIREKTORIŲ TARYBA IR KITI INSAIDERIAI

STEFAN PERSSON	Chairman of the Board
ANDERS DAHLVIG	Board member.
LENA PATRIKSSON KELLER	Board member.
STINA BERGFORS	Board member.
MELKER SCHÖRLING	Board member.
CHRISTIAN SIEVERT	Board member.
NIKLAS ZENNSTRÖM	Board member.
INGRID GODIN	Employee representative on the H&M Board since 1997.
MARGARETA WELINDER	Employee representative on the H&M Board since 2007.
RITA HANSSON	Employee representative on the H&M Board since 2014.
ERICA WIKING HÄGER	Board member.
ALEXANDRA ROSENQVIST	Employee representative on the H&M Board since 2015.
Karl-Johan Persson	CEO